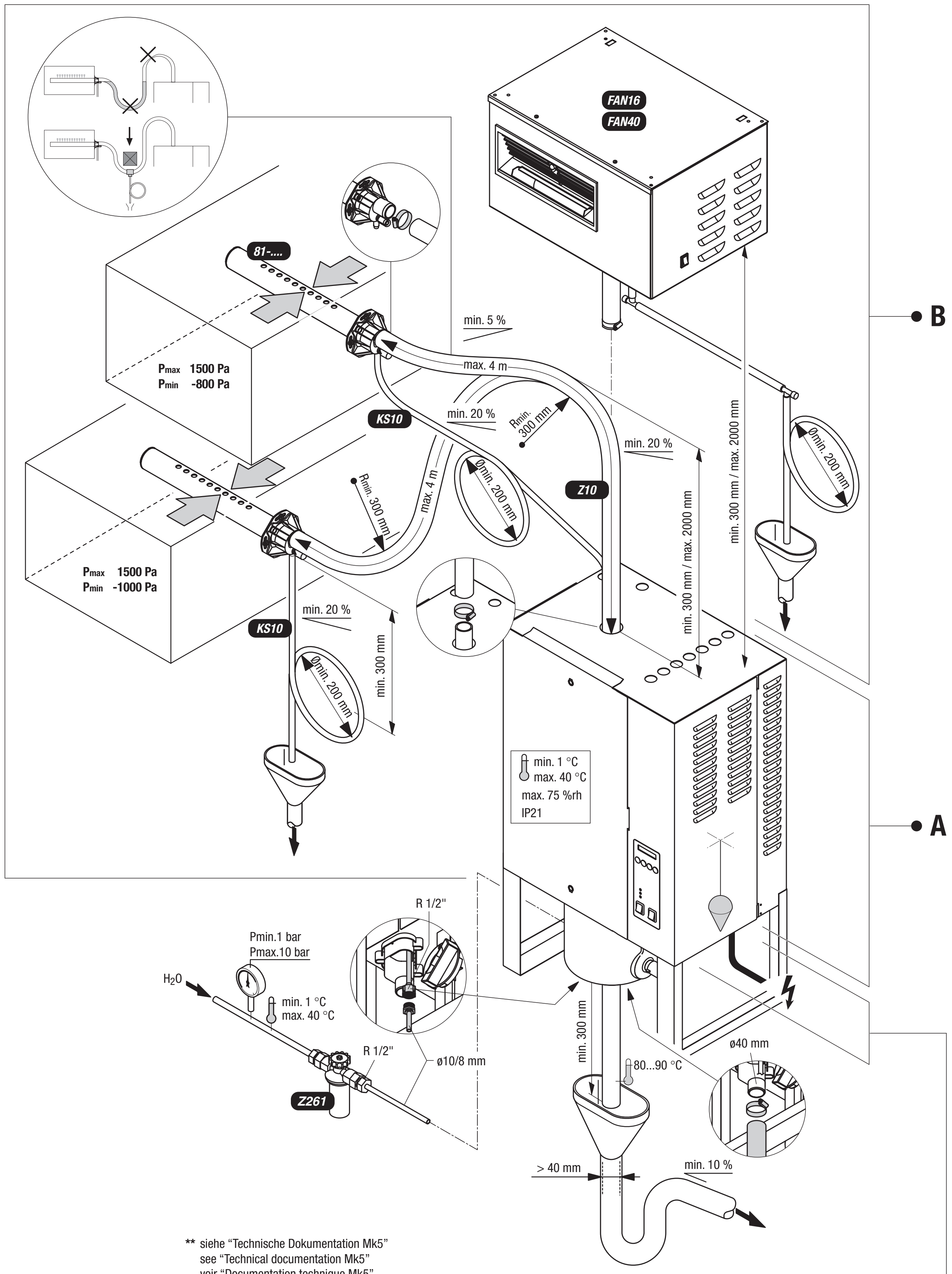
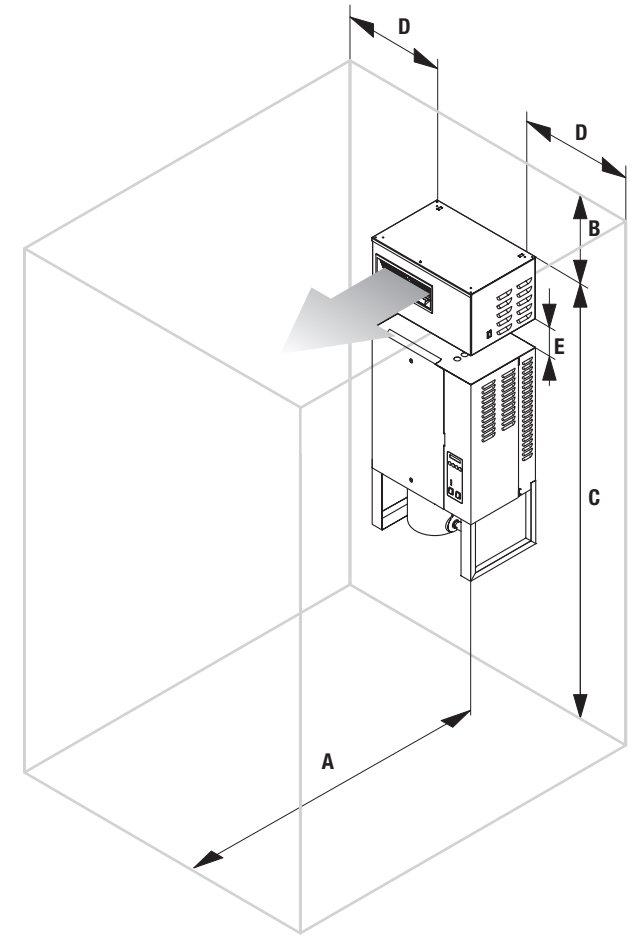
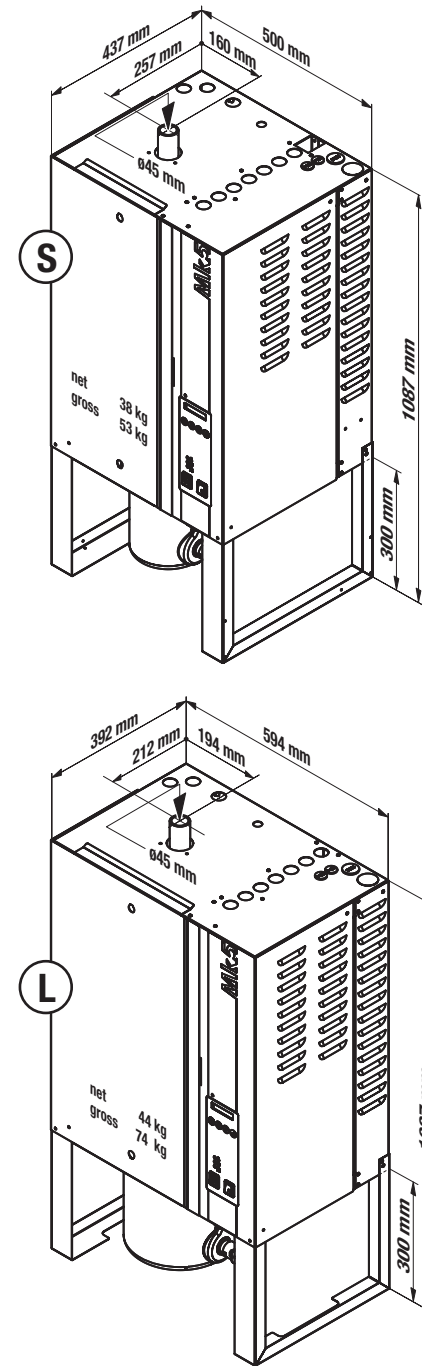
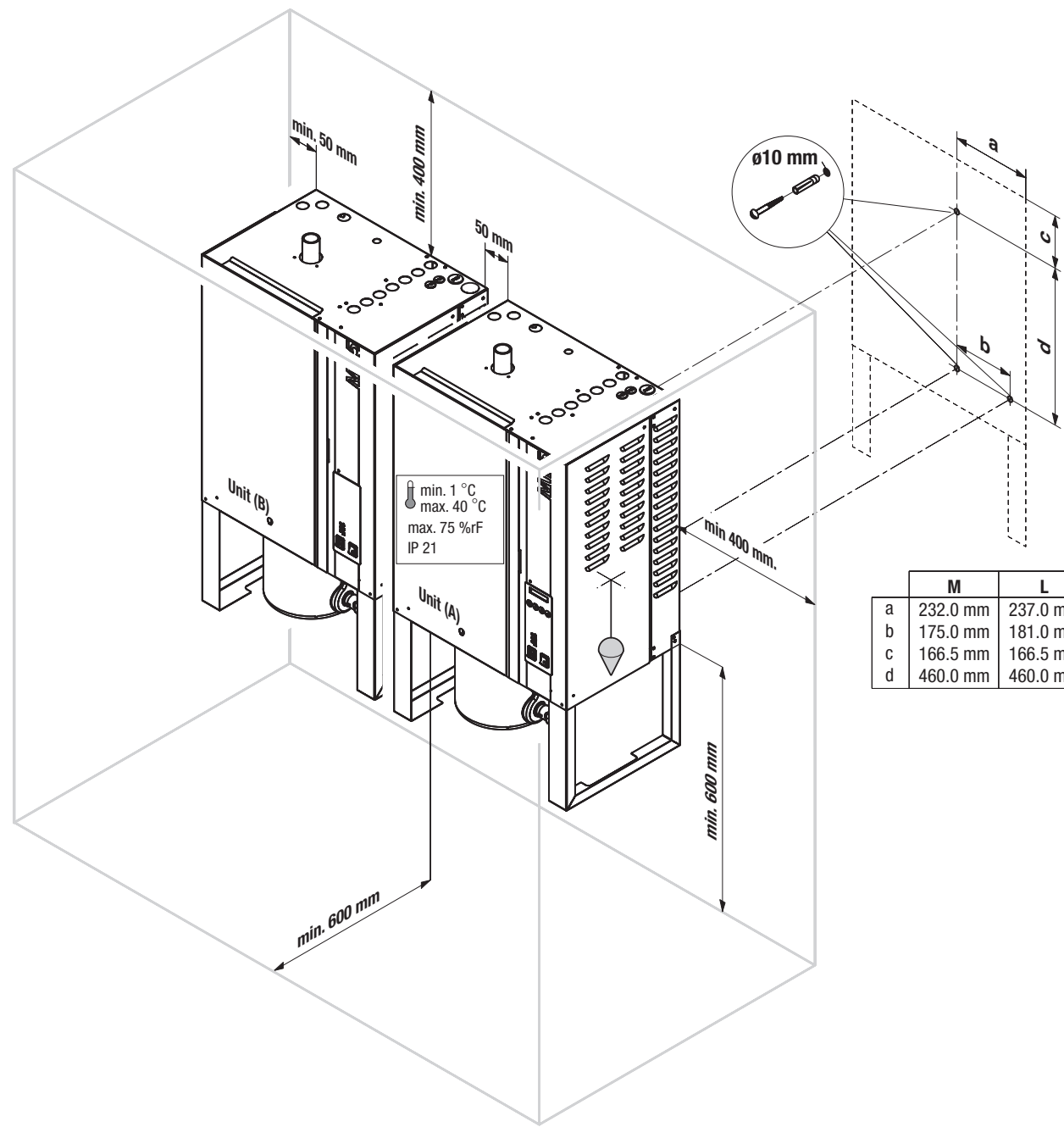


Installationsübersicht Defensor Mk5
Installation overview Defensor Mk5
Vue d'ensemble de l'installation Defensor Mk5



** siehe "Technische Dokumentation Mk5"
 see "Technical documentation Mk5"
 voir "Documentation technique Mk5"


A



	FAN16		FAN40	
m_o max.	8 kg/h	16 kg/h	30 kg/h	40 kg/h
A min.	3,0 m	6,0 m	8,0 m	10,0 m
B min.	0,5 m	0,7 m	1,0 m	1,5 m
C ca.	2,2 m	2,2 m	2,2 m	2,2 m
D ca.	0,5 m	0,7 m	1,0 m	1,5 m
E	0.15 ... 2.0 m	0.2 ... 2.0 m	0.3 ... 2.0 m	0.5 ... 2.0 m

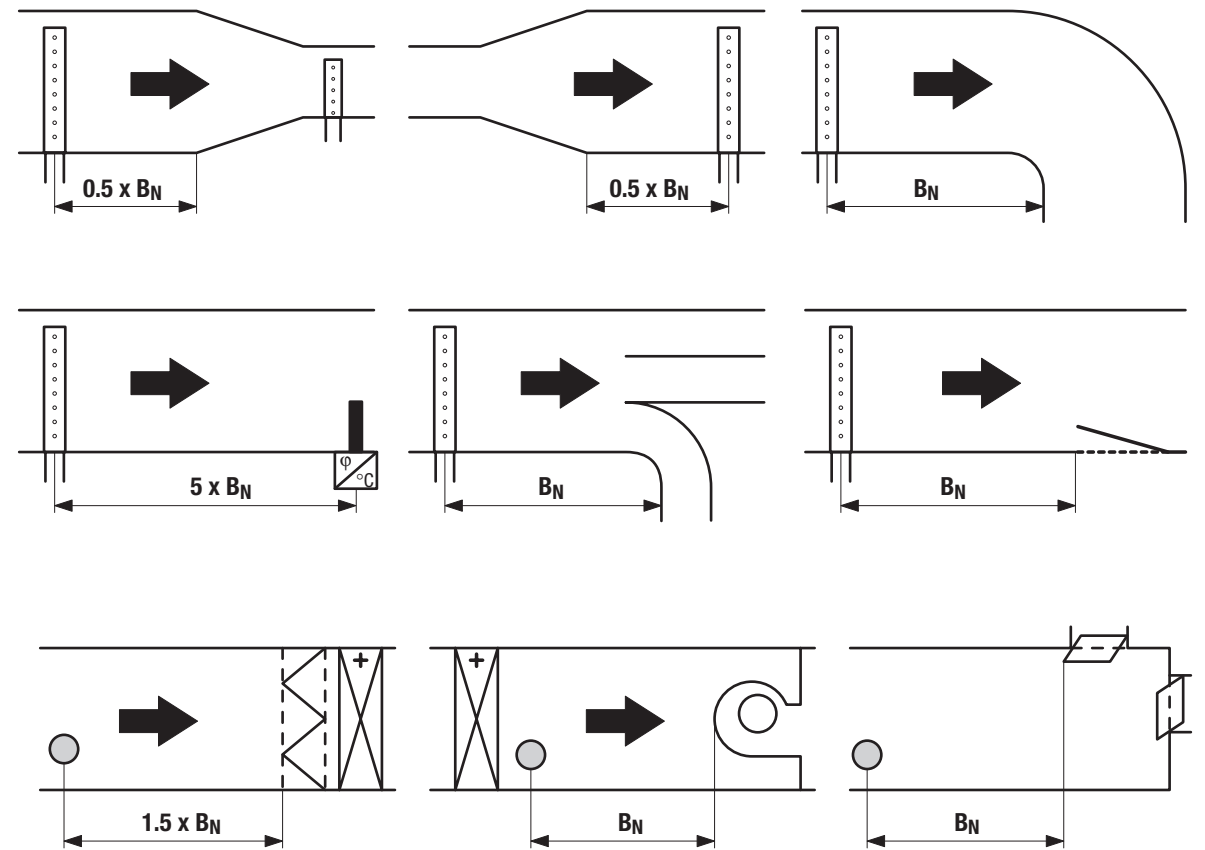
15 °C / max. 60 %rh

B



$\phi 1$ [%rh]	$\phi 2$ [%rh]					
	40	50	60	70	80	90
	B_N [m]					
5	0.9 (0.22)	1.1 (0.28)	1.4 (0.36)	1.8 (0.48)	2.3 (0.66)	3.5 (1.08)
10	0.8 (0.20)	1.0 (0.26)	1.3 (0.34)	1.7 (0.45)	2.2 (0.64)	3.4 (1.04)
20	0.7 (0.16)	0.9 (0.22)	1.2 (0.30)	1.5 (0.41)	2.1 (0.58)	3.2 (0.96)
30	0.5 (0.10)	0.8 (0.17)	1.0 (0.25)	1.4 (0.36)	1.9 (0.52)	2.9 (0.88)
40	-	0.5 (0.11)	0.8 (0.20)	1.2 (0.30)	1.7 (0.45)	2.7 (0.79)
50	-	-	0.5 (0.13)	1.0 (0.24)	1.5 (0.38)	2.4 (0.69)
60	-	-	-	0.7 (0.16)	1.2 (0.30)	2.1 (0.58)
70	-	-	-	-	0.8 (0.20)	1.7 (0.45)

0.9 (0.22)
OptiSorp
81-...



81-...	L [mm]	B [mm]	mD max.
81-200	350	400...600	10 kg/h
81-350	350	400...600	30 kg/h
81-500	500	550...750	30 kg/h
81-650	650	700...900	50 kg/h
81-800	800	900...1100	50 kg/h
81-1000	1000	1100...1300	50 kg/h
81-1200	1200	1300...1600	50 kg/h
81-1500	1500	1600...2000	50 kg/h
81-1800	1800	2000...2400	50 kg/h
81-2000	2000	2200...2600	50 kg/h
81-2300	2300	2500...2900	50 kg/h
81-2500	2500	2700...3100	50 kg/h

$f_{min}=150$ mm / $g_{min}=100$ mm / $h_{min}=85$ mm

